


HUMAN DESIGN  
**FOUNDATION  
REPORT**





# CONTENTS

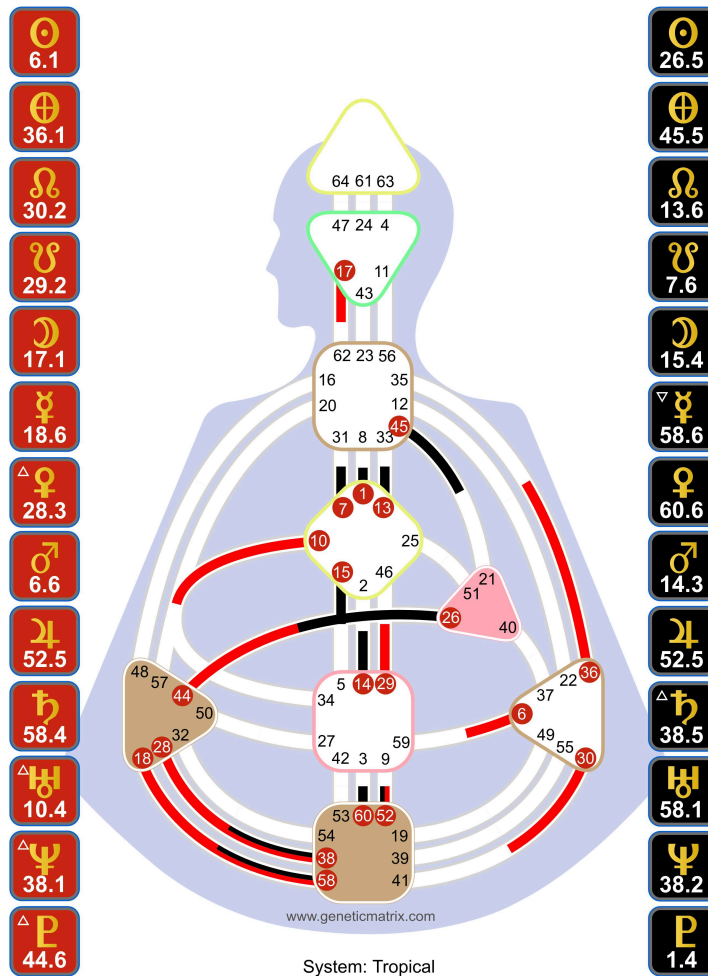
---

The Human Design System	3
Foundation Chart Overview	4
Overview of Type, Strategy & Authority	5
Your Type	6
Your Strategy and Authority	7
Overview of Aura, Profile & Definition	8
Your Aura	9
Your Profile	10
Your Definition	11
The Centers of Human Design	12
The Shadow - Mind	14
Your Defined Centers	16
Your Undefined Centers	19
Overview of Gates, Lines & Channels	25
Your Incarnation Cross	96
Your Nodal Environment	99
Conclusion	103



# Foundation Chart Overview

Taylor Swift, 13/12/1989 05:17:00, Reading, United States



## WELCOME

Taylor this document reveals your unique genetic blueprint and contains key elements for understanding your true identity. This information will guide you on how to embrace your authentic self and empower you to thrive in an ever- evolving world, helping you better align your energy to achieve your goals.

<b>Strategy</b>	Wait for Recognition & Invitation
<b>Profile</b>	5/1 Profile
<b>Type</b>	Projector
<b>Authority</b>	Splenic Authority
<b>Definition</b>	Single Definition
<b>Aura</b>	Focused & Penetrating



# Overview of Type, Strategy & Authority

---

This section will explore your Type, Strategy, and Authority. Each of these aspects focuses on how you engage, make decisions, and trust that those decisions align with your true self. Before we delve into them, let's examine each aspect to gain a clearer understanding of how they are classified and how they function.

## Type

In Human Design, the concept of Type is a fundamental component of your unique bioenergetic blueprint. It occupies a central role in your individual chart, outlining the natural way your body is predisposed to interact with the surrounding world. Your Type unveils a built-in guidance system designed to steer you along a path of minimal resistance and stress. Obstacles that arise while living in alignment with your Type are not mere impediments; rather, they present valuable opportunities for personal evolution that can propel you toward deeper satisfaction and accomplishment.

Heeding your Type also provides a strategic approach to decision-making, essential for preventing your Mind from taking over and adversely affecting your life's journey. By embracing and embodying your Type, you gain clarity about the most enriching ways to navigate your professional life, personal relationships, and choices. Your Type serves as a compass for living harmoniously with your intrinsic nature, paving the way for an authentic and fulfilling existence.

## Strategy

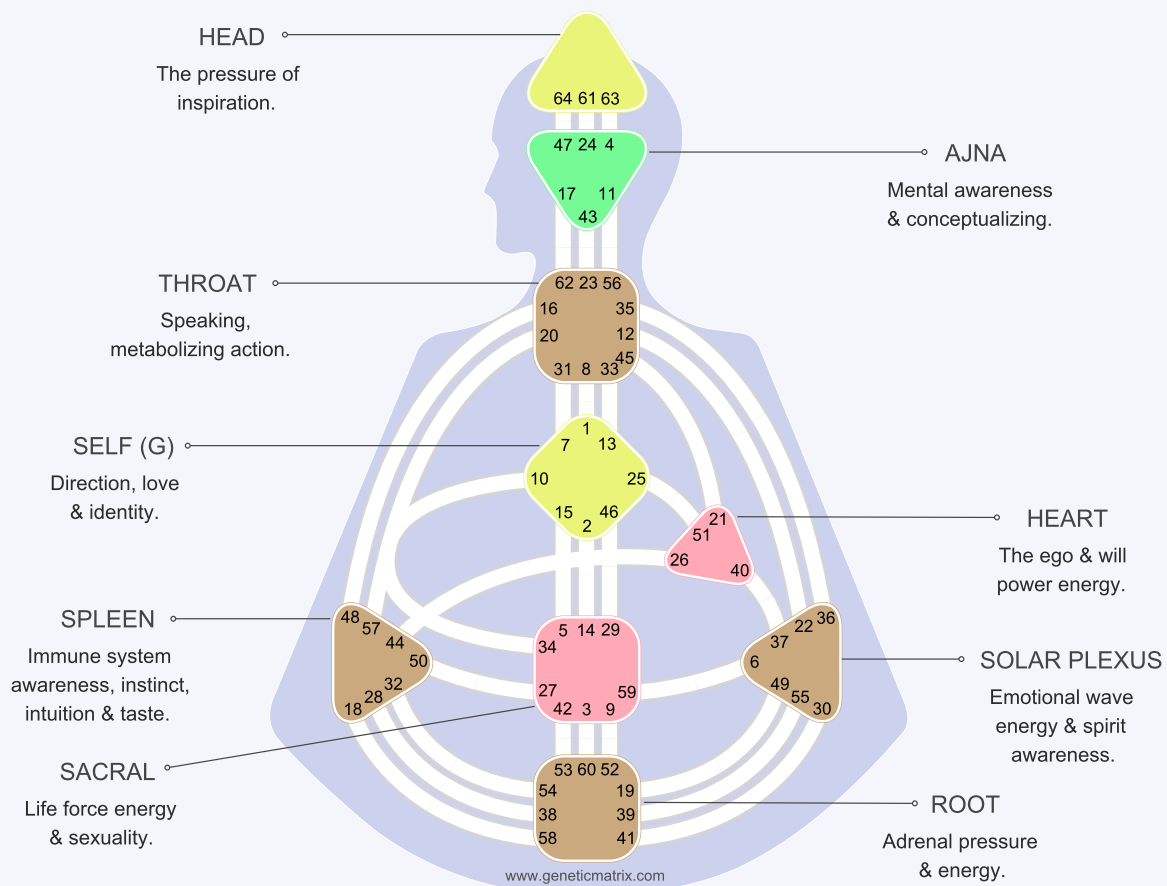
In Human Design, "Strategy" refers to one of the core concepts that provide guidance on how individuals should make decisions and interact with the world to be in alignment with their true nature. Each of the five Human Design types (Manifestor, Generator, Manifesting Generator, Projector, and Reflector) has its unique strategy that acts as a tool to navigate life more harmoniously.

## Inner Authority

In Human Design, the term "Inner Authority" signifies the personalized decision-making mechanism intrinsic to your distinct design. It acts as an internal guidance system that informs a person on how to make decisions correctly according to their unique genetic makeup. Your Inner Authority is determined by the configuration of the energy and awareness centers within your Human Design chart.



# The Centers of Human Design



Human Design is a system that combines principles from astrology, the I Ching, Kabbalah, the Hindu-Brahmin Chakra system, and quantum physics to create a unique chart for an individual. This chart, often referred to as a BodyGraph, is a representation of one's genetic code. It is divided into nine centers, each corresponding to a specific aspect of one's being.

- 1. The Head Center:** Positioned at the top of the chart, it is associated with inspiration, mental pressure, and questions. It's where ideas and doubts can originate, and a defined Head Center typically indicates a person with a consistent way of thinking and generating concepts.
- 2. The Ajna Center:** This center is linked to the process of thinking and analyzing. It is where you process thoughts and beliefs and is connected with mental clarity and decision-making. A defined Ajna can suggest a fixed way of processing thoughts and concepts.
- 3. The Throat Center:** Serving as a communication and manifestation hub, the Throat Center is where thoughts and feelings get expressed. It is pivotal for speaking, action, and the materialization of ideas and emotions into the world. Its definition denotes a consistent mode of expression and action.



4. **The G Center:** Related to identity, direction in life, and love, it provides a sense of being, direction, and self-love. A defined G Center often indicates a strong sense of who you are and your direction in life.

5. **The Heart Center:** Connected with willpower, ego, and material success, it can influence your capacity to make commitments and promises. People with a defined Heart Center often have a strong will and a consistent drive to prove their worth.

6. **The Sacral Center:** The core of life force energy and sexuality, it's considered the engine of life in Human Design. Those with a defined Sacral Center have consistent access to energy for creating and doing.

7. **The Solar Plexus Center:** The center of emotions, this is where emotional waves originate. It's connected to feelings, moods, and sensitivity. A defined Solar Plexus can mean a person experiences emotional waves in a cyclical and consistent manner.

8. **The Splenic Center:** Associated with intuition and survival instincts, the Splenic Center is the oldest awareness center in Human Design. A defined Splenic Center suggests a strong intuitive sense and a consistent way of dealing with fears and health.

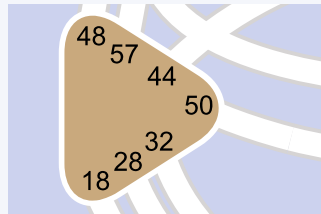
9. **The Root Center:** The center for stress, adrenaline, and the drive to move and change. It provides the pressure to act, grow, and adapt. Individuals with a defined Root Center may feel a constant pressure to make changes and get things done.

Each center can be defined or undefined in your chart, influencing how you interact with the world and yourself. The definition of these centers is determined at the time of your birth and provides insights into your behavior and life themes. Understanding your centers is crucial for delving deeper into Human Design and embracing your unique nature.



## Defined Centers

---



### Splenic Center - Defined

The Splenic Center is associated with instinct, intuition, logical discernment (often symbolized by "taste"), survival, health, and well-being. It represents the body's oldest awareness center, linked to primal instincts and spontaneous knowledge. Having a defined Splenic Center means that you have consistent access to the awareness and qualities associated with this center. Your intuition is reliable and can act as an internal guidance system, providing instinctual responses to situations that are often accurate without requiring logical reasoning.

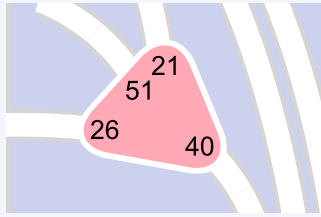
The Splenic Center is also connected to primal survival instincts. You will possess an enhanced awareness of safety and danger, which can manifest as an immediate sense of fear or alertness to potential threats in your environment. You can trust your spleen to steer you away from harm. This center is tied to the lymphatic system and our general immune response. You have a robust immune system and a profound awareness of your health and well-being. You might be able to detect when something is amiss with your body or when you are neglecting your health.

The Splenic Center operates with lightning speed and is always in the present moment. Unlike the Mind (Ajna) or the Emotional Solar Plexus, it doesn't perceive time. Its intuitions, fears, and health insights are instantaneous and focused on the here and now. When defined, the Splenic Center can influence those with an undefined Splenic Center by intensifying their fears or health worries. However, it can also impart a sense of security and well-being to those around you.

Despite the strengths of a defined Splenic Center, there are challenges. The immediacy of the center's intuition might be disregarded or distrusted, especially since the mind's rational voice tends to be more dominant. Moreover, because the Splenic Center communicates subtly and only once, its messages can be missed in a noisy or hectic setting. Learning to heed and trust these quiet intuitive nudges is often a developmental journey for those with a defined Splenic Center.

For individuals with a defined Splenic Center, it is vital to stay attuned to your body and heed your instincts and intuitions. Practice acting on your immediate intuitions and observe how these spontaneous insights unfold. Trusting your initial instinct and avoiding overthinking can enhance decision-making in potentially dangerous situations and contribute to overall well-being.

In conclusion, a defined Splenic Center indicates consistent and dependable access to intuition, health awareness, and instinctual responses. You are guided by an innate wisdom that helps you make swift, appropriate decisions for your survival and well-being. The key is to respect and listen to the subtle voice of your spleen, allowing it to navigate you through life's moments with trust and certainty.



## Heart Center - Defined

The Heart Center, also known as the Ego or Will Center in Human Design, is associated with willpower, ego, self-esteem, and material success. It is one of the four motor centers and is considered a crucial part of the bodygraph, related to drive and determination.

Having a defined Heart Center indicates you have consistent access to willpower. It means you can make and keep promises and commitments effectively. You possess a strong and consistent internal source of willpower, which enables you to naturally access the strength to persist and push through challenges. Consequently, you tend to be reliable when you commit to something. With a defined Heart Center, you are inherently connected to your ego, which promotes a strong sense of self-worth and confidence in your value. This connection may also fuel a strong desire to prove your worth through actions and achievements.

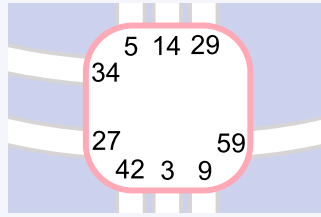
In Human Design, there is a link between the Heart Center and material success. A defined center often suggests an innate ability to manifest and sustain material and financial resources. You are designed to be adept at setting and achieving goals related to wealth and material possessions.

The defined Heart Center can endow one with a competitive spirit. You thrive on competition and enjoy challenges that allow you to demonstrate your capabilities. Individuals with this definition often have the power to influence and lead others. Your consistent willpower and sense of self can be compelling to those around you, making you a natural leader. Potential challenges posed by a defined Heart Center include overcommitting, which often stems from natural confidence in making and keeping promises. Additionally, issues may arise if your self-worth becomes overly tied to material achievements, or if your competitive nature leads to unnecessary conflicts. Physically, the Heart Center is linked to the heart, thymus gland, stomach, and gallbladder. Overworking this center through overcommitment or stress can lead to physical health issues in these areas.

To maintain balance, be mindful not to overcommit and make only promises that you genuinely wish to keep. You should also be conscious of your competitive nature and direct it in ways that are healthy and constructive. Recognizing that self-worth is not solely dependent on external success can lead to a more balanced ego.

In essence, a defined Heart Center suggests you have consistent access to willpower and a strong sense of self-esteem. This can lead to leadership abilities and material success, but it requires balance to avoid the pitfalls of overcommitment and an overinflated ego. The key is to utilize your inherent strengths in ways that serve your highest aspirations, without compromising your well-being or your relationships with others.





## Sacral Center - Undefined

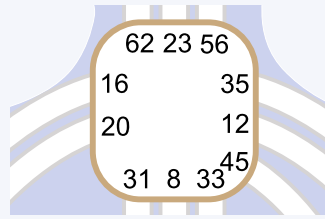
With an undefined Sacral Center, you experience a variable and inconsistent access to life force energy, making your vitality and work capacity more fluid than fixed. Unlike those with defined Sacral Centers, you don't possess a steady source of energy for work and productivity, which means your energy levels fluctuate significantly, often feeling more vibrant around those with defined Sacral Centers but potentially drained when alone or in less stimulating environments. This unique interaction with sacral energy means you're not built for a non-stop work pace, and you may need more frequent breaks than others.

In the presence of individuals with a defined Sacral Center, you temporarily absorb and amplify their energy, which can lead to overcommitting or working beyond your natural capacity. This amplification might cause you to mistake this borrowed energy for your own, potentially resulting in burnout if not managed carefully. Your drive for sexuality and creativity is similarly not constant, leading to a more adaptable approach to these life aspects, though these impulses can be intensified when around others with strong sacral energy.

Over time, you can develop an insightful understanding of work and energy dynamics, becoming skilled at recognizing when to engage and when to withdraw. This wisdom allows you to navigate the external pressures of keeping up with the working pace of those with defined Sacral Centers, helping you avoid the risk of burnout and dissatisfaction. Your strength lies in finding equilibrium and wisely managing your energy, understanding that your productivity naturally ebbs and flows.

As someone with an undefined Sacral Center, you're not meant to emulate the constant output of Generators. Instead, your path involves embracing life in phases, appreciating your unique pattern of activity and relaxation. It's vital for you to rest when tired, resisting the societal glorification of constant activity, and pay attention to your body's signals for rest, even if those around you continue to work.

Rather than letting conditioning push you to maintain constant activity and productivity, rely on your Inner Authority to guide your energy management. This will help you recognize when to engage in activities and when to rest, leading to a more sustainable and authentic way of living. Your Inner Authority knows exactly when to say yes to opportunities and when to withdraw, ensuring you maintain a healthy relationship with your variable energy levels.



## Throat Center - Undefined

In Human Design, the Throat Center is pivotal for communication and action. It's where thoughts, feelings, and ideas take shape and are expressed. With your Throat Center undefined, you might notice that your communication style shifts with your environment and the people you're with.

You're naturally adaptable, able to change your way of speaking to align with the energy of those around you who have a defined Throat Center, or you might adapt when someone else's Throat Center is defined in your presence. However, this adaptability comes with its own challenges. You might feel pressure to speak up or act, particularly in situations where being noticed seems crucial.

It is better to wait for the right moment or invitation to express yourself rather than forcing it. Yet, you may find that your mind disagrees, pushing you to draw attention to yourself. In truth, you may be quite at ease with silence, comfortable not always needing to make your voice heard. This aspect of your nature is valuable and allows you to develop wisdom in how and when you choose to communicate.

In groups, you might sometimes feel overshadowed or struggle to find a space to interject. It's important not to interpret this as a sign of inadequacy; your voice is equally important. Being an excellent observer and listener is one of the strengths of having an undefined Throat Center. You can pick up on subtle aspects of communication, learning much from observing others.

Embrace your fluid nature in communication. You don't need to dominate the conversation to be heard. By being patient and choosing the right moments to speak, your words will carry more weight. It's also wise to stay aware of your tendency to echo other people's communication styles. Honor your thoughts and feelings by expressing them genuinely. Your undefined Throat Center offers a rich potential for varied expressions and a unique talent for adjusting how you communicate. By learning to balance speaking up with listening, you can harness the power of communication in numerous ways. The key is to find confidence in your flexibility and express yourself truthfully, without the pressure to constantly contribute.



## Overview of Gates, Lines & Channels

---

In this section, we will examine your Channels, Gates, and Lines. Each of these aspects adds further nuance to how others engage with you, how you connect with them, how you are perceived, and how you present yourself. Understanding these aspects, alongside those covered in the previous sections, gives you a holistic understanding of your energetic makeup.

### Gates

In Human Design, a Gate represents a specific point on one of the nine centers in the BodyGraph. Each Gate corresponds to a particular trait or energy theme, derived from the I Ching's 64 hexagrams. When a Gate is defined in a person's chart, it highlights a consistent aspect of their personality or potential. Gates can be activated individually or as part of a Channel, which connects two Gates and centers, further influencing how energy flows within an individual.

### Lines

A Line refers to one of the six subcategories of each Gate. Lines add specific nuances to the Gates, offering deeper insights into a person's traits and behaviors. They are numbered 1 through 6, and each Line has its own unique characteristics and role within the Gate. These Lines contribute to the overall interpretation of a person's profile and how they express their energy in the world.

### Channels

In Human Design, Channels are the connections between energy centers on the bodygraph. They represent specific themes or energies that are consistently present in your life. Each Channel is made up of two Gates, and when a Channel is defined, it creates a connection between two centers, giving them consistent energy and influence. Channels provide insight into your natural strengths, tendencies, and how you interact with the world. Each has its own specific meaning and influence on your personality and behavior.



## Channel 2838: Struggle

### A Design of Stubbornness

Channel Type: Projected

Energy Family: Knowing (Individual) – Empowerment

### Components

Gate 28: Preponderance of The Great: The transitoriness of power and influence. Quarter of Duality

Gate 38: Opposition: The ability to preserve individual integrity through opposition to detrimental forces. Quarter of Mutation

### Theme

Your life is like a twisting, turning adventure story, where you're always fighting to be yourself in a world that wants you to be like everyone else. It's like being the main character in your own movie, where the biggest challenge is staying true to who you are, no matter what anyone says. You're at your best when life gets tough, growing stronger with each challenge. Sometimes you feel alone on this journey, with unexpected moments of feeling down, but that's all part of your story.

You need people around who recognize that you have to struggle to find your way. Your life swings between feeling like you know what you're meant to do and feeling lost. You're always aware that time is ticking, so you try to squeeze the most out of every day. Even though your journey is very personal, you end up showing others new ways to live without meaning to. Your stubbornness is your secret weapon - you don't give up on things that matter to you. Staying active and pushing yourself keeps you healthy and happy.



# THROAT

Personality	45: Gathering Together	5: Leadership	Filter: Earth
Design	-	-	-

**Filter: Earth**

Like an unwavering anchor in physical reality, the Earth represents our conscious relationship to foundation and practical wisdom. This grounding force shapes our connection to the material plane, conducting our approach to life through a matrix of stability, resourcefulness, and tangible manifestation. As the archetypal embodiment of pragmatic wisdom, the Earth pulses with sustaining frequencies, material intelligence, and the profound ability to transform abstract potential into concrete reality. Its energy manifests as both stabilizing and nurturing - from the solid ground beneath our feet to the fertile soil that supports growth and abundance. Through the Earth, we learn to establish secure foundations, transforming ethereal concepts into practical solutions, naturally evolving from instability to grounded presence as we develop material wisdom. Through the Earth, we embrace the sacred dance of manifestation, where dreams meet reality and potential finds its physical form.

**Gate 45: Gathering Together**

Gate 45 brings you the unique role as the tribal leader. It carries a significant role in the development and functioning of tribal structures. You are the voice of the tribe, given the 45's position as the only tribal gate in the throat center. This voice, when representing your tribe, should be "We need" or "We don't need" and not an egotistical "I need". Your power lies in gathering people together, being the figurehead who engenders tribal identity and loyalty. In addition, your role commands the distribution of material resources, tribal law, and the importance of education that benefits the individual and the tribe. These are the key areas that keep the tribe vital, thriving and competitive. There is an innate sense of personal entitlement within your genetic makeup; a feeling like royalty.

Your challenge is to balance this materially possessive nature with the responsibility of being truly beneficial for your people. You must master the art of making material grow, motivating and educating others, and managing resources effectively. Your leadership style is traditional, based on hierarchical non-democratic rulership, but you need support to manage the day-to-day practical details. This comes through gate 21. Remember, your true power comes not just from having resources, but from using them to educate, benefit, and bring people together for the future health and wealth of the community. While you may enjoy the perks of leadership, your ultimate value and longevity lies in how well you serve and benefit your tribe.

**Additional Gate Information:**

- Incarnation Crosses: Rulership, Possession, Confrontation
- Incarnation Quarter: Form (Civilization) - Gemini
- Energy Circuit: Tribal
- Amino Acid: Cystein
- Anatomy: Thyroid
- Gene Keys: Dominance (Timid-Pompous) - Synergy - Communion



### **Line 5: Leadership - No Fixing**

*All gathering together must have a center and a focus.*

↑ Uranus: The intuitive intellect and gift for innovation that enhance the group effort and ensure continuity through respect of the center. The gift for expressing leadership on the material plane.

↓ Jupiter: A sense of right action that assumes a respect that may not as yet have been earned. The drive for leadership that may not have yet earned the right.

- Line Quality: Projected on as a universalized quality.

As a fifth line in this gate of tribal leadership, you carry the weight of constant projection - others naturally assume you are the leader before you've even acted. This universal projection marks you as someone the tribe automatically looks to for direction. When opportunity comes, you must either prove worthy of their assumptions or face the crushing weight of disappointed expectations.

#### **Exaltation (Uranus):**

Your gift for innovation allows you to live up to the leadership quality others project onto you. When given the opportunity to lead, you prove worthy of their assumptions by providing clear direction that brings real benefit to the tribe.

Your capacity to be the center comes from actually delivering on what others assumed you could do. Understanding the weight of these projections, you recognize that leadership means directing resources and knowledge in ways that allow others to manifest practical improvements in tribal life.

Your authority emerges through successfully meeting the expectations placed upon you. Rather than doing the work yourself, you excel at educating others in how to implement the changes that serve tribal needs.

Through consistently proving worthy of projected leadership qualities, you maintain the respect that keeps you as the natural center of tribal activity. Your ability to direct rather than do ensures that projected assumptions transform into genuine tribal benefit.

#### **Detriment (Jupiter):**

You naturally assume the respect and authority others project onto you but mistake their assumptions for earned recognition. This premature sense of entitlement leads you to act as if leadership is your birthright rather than a position that must be proven through bringing real benefit.

When given opportunities to lead, you fail to recognize that projected qualities must be validated through action. Instead of earning respect through directing genuine tribal benefit, you simply expect others to follow your direction because of who you appear to be.

Your aristocratic assumption of authority without proven capability creates growing resentment in those who projected leadership qualities onto you. Each failure to deliver real benefit chips away at their willingness to support your direction.

As disappointment replaces projection, your reputation becomes permanently tarnished. The tribe never forgets a leader who fails to live up to their expectations, and the same projections that could have elevated you instead ensures your lasting disgrace.



Planets		Gate	Line	Center
Sun: Radiance	P	26 - The Taming Power Of the Great	5 - Adaptability	Heart
	D	6 - Friction	1 - Retreat	Solar Plexus
Earth: Grounding	P	45 - Gathering Together	5 - Leadership	Throat
	D	36 - The Darkening Of The Light	1 - Resistance	Solar Plexus
Moon: Focus	P	15 - Modesty	4 - The Wallflower	G - Self
	D	17 - Following	1 - Openness	Ajna
True Node: Future Direction	P	13 - The Fellowship of Man	6 - The Optimist	G - Self
	D	30 - Clinging Fire	2 - Pragmatism	Solar Plexus
Mean Node: Past Direction	P	7 - The Army	6 - The Administrator	G - Self
	D	29 - The Abysmal	2 - Assessment	Sacral
Mercury: Communication	P	58 - The Joyous	6 - Carried away	Root
	D	18 - Work On What Has Been Spoilt	6 - Buddhahood	Splenic
Venus: Values	P	60 - Limitation	6 - Rigidity	Root
	D	28 - Preponderance Of The Great	3 - Adventurism	Splenic
Mars: Maturing Energy	P	14 - Possession In Great Measure	3 - Service	Sacral
	D	6 - Friction	6 - The Peacemaker	Solar Plexus
Jupiter: Law and Protection	P	52 - Keeping Still	5 - Explanation	Root
	D	52 - Keeping Still	5 - Explanation	Root
Saturn: Rules and Discipline	P	38 - Opposition	5 - Alienation	Root
	D	58 - The Joyous	4 - Focusing	Root
Uranus: Unusualness	P	58 - The Joyous	1 - Love of life	Root
	D	10 - Treading	4 - The Opportunist	G - Self
Neptune: Distraction	P	38 - Opposition	2 - Politeness	Root
	D	38 - Opposition	1 - Qualification	Root
Pluto: Truth	P	1 - The Creative	4 - Creative Aloneness	G - Self
	D	44 - Coming To Meet	6 - Aloofness	Splenic
P = Personality. This is classified as the conscious side.				
D = Design. This is classified as the unconscious side.				



# Your Incarnation Cross

---

## Left Angle Cross of Confrontation 2

Your Incarnation Cross represents your life theme or purpose, highlighting the energies that influence your direction and experiences. It serves as a blueprint for understanding your unique path in life, guiding you toward fulfilling your potential. By exploring your cross, which is determined by the positions of your conscious and unconscious Sun and Earth, you can uncover the underlying motivations and patterns that shape your journey. Understanding your Incarnation Cross provides valuable insights into your core energies and potential life challenges. It helps you recognize the obstacles you might face and the strengths you can harness, while also revealing how these energies interact with other aspects of your Human Design chart. This awareness empowers you to navigate your life with greater clarity and purpose, aligning your actions with your true nature.

### **Geometry: Left Angle**

In Human Design, if you have a Left Angle Incarnation Cross, your journey is transpersonal, involving connections and interactions with others. Your life theme focuses on understanding and impacting the collective through relationships and community involvement. This path encourages you to explore how your actions contribute to the greater good, fostering a purpose that extends beyond personal growth. Your focus on the collective means your life is intertwined with the lives of others. Through your interactions, you naturally influence and inspire those around you, creating a ripple effect that leads to positive change. By embracing your role within the larger community, you find fulfillment in contributing to a shared purpose, enriching both your own life and the lives of others.

### **Quarter: Mutation (Theme of Transformation)**

In the Quarter of Mutation, your life purpose revolves around transformation and change. You are here to embrace innovation and evolution, constantly seeking ways to improve and redefine yourself and your surroundings. This quarter encourages you to adapt and push boundaries, exploring new possibilities and catalyzing growth. Your journey involves navigating transitions, allowing you to harness the power of change as a positive force in your life. As you focus on transformation, you inspire others to embrace their own changes and challenges. Your ability to adapt and innovate becomes a beacon for those around you, showing them the potential for growth and renewal. By remaining open to new experiences and ideas, you fulfill your life theme, contributing to the ongoing evolution of both yourself and the community. Your path is one of dynamic change, where you thrive by transforming obstacles into opportunities.





## Your Nodal Environment

---

In Human Design, the Nodes of the Moon represent the environment or setting in which you find purpose. They indicate themes and stages of your life journey. The North Node represents future growth and direction, while the South Node reflects past experiences and innate comfort zones. These nodes provide the context or "filmscape" for your life's story, helping you understand where you are headed and what you are moving from.

### Personality Nodes: 07 / 13

Your life journey begins in an environment shaped by the 7th Gate's energy of leadership and guidance, tinged with Leo's confident nature - your South Node. From your earliest experiences, you're immersed in a world where strong identities and the establishment of self are paramount. You observe situations that require leadership, instinctively sensing the direction others need to take for future success.

In your formative years, you witness an environment that values and rewards those with an innate, uncontrived impulse to lead. This isn't about dominating others, but rather about providing guidance when invited. You observe early on that leadership is most effective when it's recognized and welcomed by others. This exposure to the power of subtle, non-manipulative leadership becomes a fundamental part of the world you see around you.

As you move through your youth and early adulthood, you notice how the environment refines and cultivates the ability to sense where something or someone needs to go to attain a future goal. You observe the development of a unique talent in some individuals for being the "power behind the throne," shaping directions without necessarily being in the public eye. This gift seems valued in your surroundings, allowing for guidance that feels natural and unforced.

You see an environment that prizes the creation of secure and reliable patterns for progression into the future. The capacity to lead effectively in collective or public settings often makes individuals valuable members of teams or organizations. However, you also observe the importance placed on not pushing leadership into more individual or tribal settings, recognizing the need for equality or respect for established hierarchies in these spheres.

As you approach your 40s, you begin to sense a shift in your environment. The familiar landscape of leadership and guidance begins to reveal another quality - a new energy of fellowship and the exploration of ideas, emanating from the 13th Gate, infused with Aquarius's intellectual depth. This represents your North Node, calling attention to experiences that involve more listening, learning, and the development of ideas and values.

This transition in your observations is not abrupt but gradual, like the changing of seasons. You start to notice challenges in your environment that can't be resolved through leadership alone. Instead, you observe a growing need for a new kind of engagement - one that involves more collaboration, intellectual exchange, and the nurturing of mental connections.

In this new phase of life, you become aware of the scarcity of environments that seem to be in a constant state of idea generation and value exploration. You observe circumstances around you grappling with complex intellectual and philosophical challenges, yet lacking the collaborative frameworks to address them effectively. Amidst this, you recognize the untapped potential for profound personal and collective growth, and the development of a more expansive worldview.

You begin to notice the rarity of situations that call for more listening than leading. Group discussions, think tanks, or collaborative projects that prioritize intellectual fellowship over



## Conclusion

---

The team at Genetic Matrix hopes you have gained valuable insights from this report. Human Design is an extraordinary science that equips you with self-knowledge and understanding, guiding you along your authentic life path. By embracing your innate Strategy and Authority, your life choices calibrate as they begin to align with your true knowing and not the deceptive whispers of the mind.

Over time, these whispers fade as you realise they are not-self distractions that lead you away from your authentic path. Human Design teaches us that the mind is a tool, not the decision-maker of your life choices. Your design is as unique and beautiful as a snowflake.

If this report has resonated deeply with you and you'd like to explore further to understand your or someone else's design, we highly recommend our **Foundation Talking Chart**.

The Foundation Talking Chart provides in-depth insights into all the active Gates, Lines, and Planets in your chart, covering the essential details necessary to experiment with and live your design. It includes key elements such as Type, Profile, Definition, Channels, and Centers. The explanations and descriptions in the Foundation Talking Chart differ from those in this report, making it an excellent companion. The Talking Chart and this report complement one another. With minimal repetition between each product, the opportunity for deepening your self-knowledge is maximised.



[Learn More](#)



[WWW.GENETICMATRIX.COM](http://WWW.GENETICMATRIX.COM)



GENETICMATRIX



GENETIC\_MATRIX

Industry-leading Human Design & Astro HD software since 2008.

Specialising in Human Design Talking Charts & Reports.

Access over 500 chart views at Pro level.